

## In this kit you will find the following:

1. Two Firewall grommets, for the square and round firewall pass thru openings.
2. Misc. connectors and terminals to complete the Engine Compartment and Passenger Compartment connections.
3. Two Door Jamb Switches, for the Interior Lighting.

Use these parts to complete the connections from the Main Dash Harness **510179** to the various components in the Engine Compartment and the Passenger Compartment (see Instructions **92969421**).

The **1969-70 Ford Mustang** has two wiring pass-thru holes in the Firewall. The larger grommet will be used to line the square hole, where the stock 1969 bulkhead connector entered the engine compartment. The smaller grommet will be used to line the round engine harness hole, located in the upper center of the firewall. These two firewall grommets must be installed, prior to passing the new wiring thru.

PART #

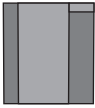

















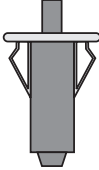

**510181**

DESCRIPTION:

Grommet and Parts Kit  
1969-70 Mustang  
Classic Update Series  
92969431 Rev 2.0 8/27/2019

[www.americanautowire.com](http://www.americanautowire.com) 856-933-0801

In the box below, you will find the legend for the misc. terminals, plastic connector bodies, and the main firewall grommets that will be used to complete your main power, forward lighting, engine, and alternator connections. They are itemized and referred to on this page just as they are on pages 7 and 8 of the Main instruction set (92969421).

A		(59 series 3-way female connector, 2 pcs.)	T		(59 series 2-way female connector, 2 pcs.)
B		(smaller 56 series single female terminal, 11 pcs.)	U		(small ring terminal for larger gauge wire, 2 pcs.)
C		(larger 59 series single female terminal, 6 pcs.)	V		(headlight ground, 2 pcs.)
F		(56 series 2-way female connector, 2 pcs.)	W		(larger 59 series double female terminal, 8 pcs.)
G		(side-marker, 2 pcs.)	X		(single female terminal, wedge base, 2 pcs.)
H		(56 series 2-way male connector, 2 pcs.)	Y		(56 series double male terminal, 3 pcs.)
J		(56 series single male terminal, 5 pcs.)	<b>Also included, but not shown on pages 10 or 11:</b>		
K		(double female terminal, wedge base, 2 pcs.)			(larger firewall grommet; for square pass-thru hole, 1 pc.)
N		(small ring terminal for smaller gauge wire, 3 pcs.)			(smaller firewall grommet; for round pass-thru hole, 1 pc.)
P		(56 series single female conn. with notch, 3 pcs.)			(door jamb switch, 2 pcs.)
R		(rubber sleeve, 2 pcs.)			